

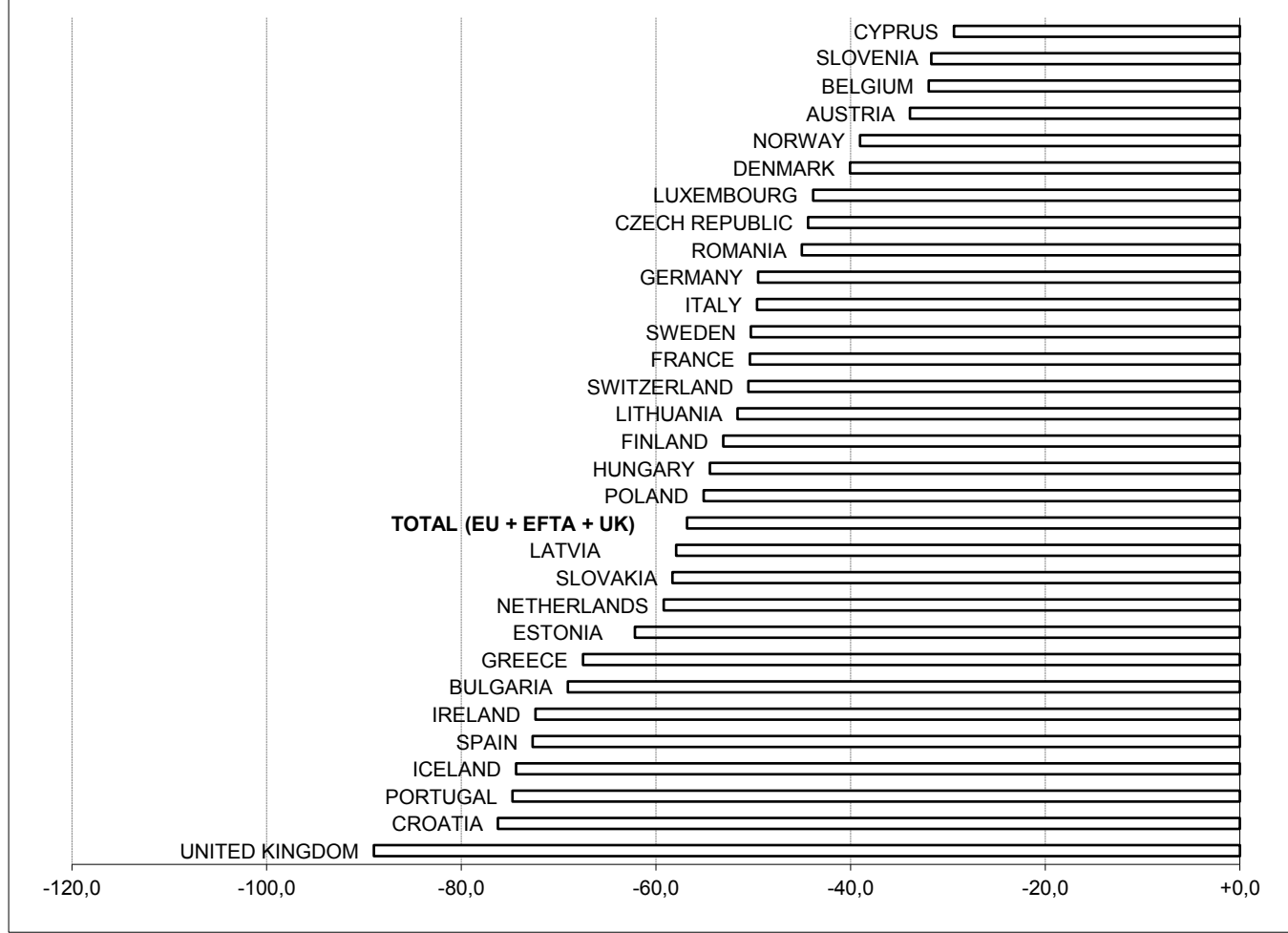


| Countries                     | May 20/19<br>% Chg |
|-------------------------------|--------------------|
| CYPRUS                        | -29,4              |
| SLOVENIA                      | -31,7              |
| BELGIUM                       | -32,0              |
| AUSTRIA                       | -33,9              |
| NORWAY                        | -39,0              |
| DENMARK                       | -40,1              |
| LUXEMBOURG                    | -43,8              |
| CZECH REPUBLIC                | -44,4              |
| ROMANIA                       | -45,0              |
| GERMANY                       | -49,5              |
| ITALY                         | -49,6              |
| SWEDEN                        | -50,2              |
| FRANCE                        | -50,3              |
| SWITZERLAND                   | -50,5              |
| LITHUANIA                     | -51,6              |
| FINLAND                       | -53,1              |
| HUNGARY                       | -54,5              |
| POLAND                        | -55,1              |
| <b>TOTAL (EU + EFTA + UK)</b> | <b>-56,8</b>       |
| LATVIA                        | -57,9              |
| SLOVAKIA                      | -58,3              |
| NETHERLANDS                   | -59,2              |
| ESTONIA                       | -62,2              |
| GREECE                        | -67,5              |
| BULGARIA                      | -69,0              |
| IRELAND                       | -72,4              |
| SPAIN                         | -72,7              |
| ICELAND                       | -74,4              |
| PORTUGAL                      | -74,7              |
| CROATIA                       | -76,2              |
| UNITED KINGDOM                | -89,0              |

(\*) data for Malta currently not available.

Fonte: ACEA

**Winners & Losers by Market May 2020 vs May 2019**



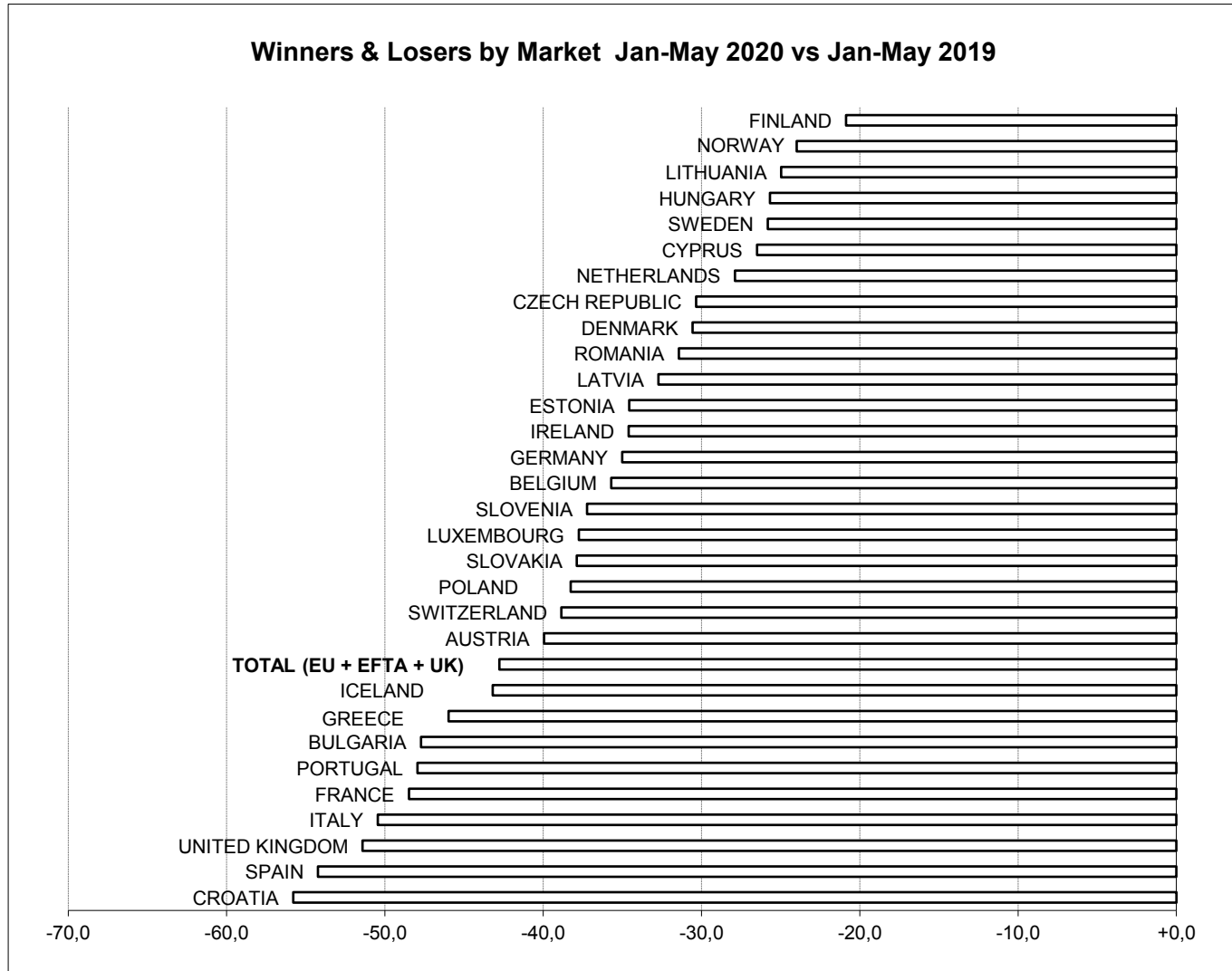


| Countries                     | Jan-May 20/19<br>% Chg |
|-------------------------------|------------------------|
| FINLAND                       | -20,9                  |
| NORWAY                        | -24,0                  |
| LITHUANIA                     | -25,0                  |
| HUNGARY                       | -25,7                  |
| SWEDEN                        | -25,8                  |
| CYPRUS                        | -26,5                  |
| NETHERLANDS                   | -27,9                  |
| CZECH REPUBLIC                | -30,3                  |
| DENMARK                       | -30,6                  |
| ROMANIA                       | -31,4                  |
| LATVIA                        | -32,7                  |
| ESTONIA                       | -34,6                  |
| IRELAND                       | -34,6                  |
| GERMANY                       | -35,0                  |
| BELGIUM                       | -35,7                  |
| SLOVENIA                      | -37,2                  |
| LUXEMBOURG                    | -37,7                  |
| SLOVAKIA                      | -37,9                  |
| POLAND                        | -38,3                  |
| SWITZERLAND                   | -38,9                  |
| AUSTRIA                       | -39,9                  |
| <b>TOTAL (EU + EFTA + UK)</b> | <b>-42,8</b>           |
| ICELAND                       | -43,2                  |
| GREECE                        | -46,0                  |
| BULGARIA                      | -47,7                  |
| PORTUGAL                      | -47,9                  |
| FRANCE                        | -48,5                  |
| ITALY                         | -50,4                  |
| UNITED KINGDOM                | -51,4                  |
| SPAIN                         | -54,2                  |
| CROATIA                       | -55,8                  |

(\*) data for Malta currently not available.

Fonte: ACEA

MOD\_WAL REV.01 del 18.02.2020



# PRESS RELEASE

**PRESS EMBARGO FOR ALL DATA:  
8.00 AM (6.00 AM GMT), 17 June 2020**

## PROVISIONAL

### NEW PASSENGER CAR REGISTRATIONS BY MARKET EUROPEAN UNION<sup>1</sup> + EFTA + UK

17/06/2020

|  | May<br>2020    | May<br>2019      | %Change<br>20/19 | Jan-May<br>2020  | Jan-May<br>2019  | %Change<br>20/19 |
|--|----------------|------------------|------------------|------------------|------------------|------------------|
| AUSTRIA                                  | 20.211         | 30.574           | -33,9            | 86.111           | 143.380          | -39,9            |
| BELGIUM                                  | 34.752         | 51.081           | -32,0            | 167.464          | 260.444          | -35,7            |
| BULGARIA                                 | 1.127          | 3.641            | -69,0            | 7.878            | 15.068           | -47,7            |
| CROATIA                                  | 2.177          | 9.161            | -76,2            | 13.255           | 29.984           | -55,8            |
| CYPRUS                                   | 791            | 1.120            | -29,4            | 3.966            | 5.395            | -26,5            |
| CZECH REPUBLIC                           | 13.385         | 24.059           | -44,4            | 74.258           | 106.596          | -30,3            |
| DENMARK                                  | 11.432         | 19.070           | -40,1            | 70.488           | 101.512          | -30,6            |
| ESTONIA                                  | 1.060          | 2.801            | -62,2            | 7.531            | 11.509           | -34,6            |
| FINLAND                                  | 5.110          | 10.891           | -53,1            | 39.362           | 49.741           | -20,9            |
| FRANCE                                   | 96.310         | 193.948          | -50,3            | 481.986          | 935.478          | -48,5            |
| GERMANY                                  | 168.148        | 332.962          | -49,5            | 990.350          | 1.523.769        | -35,0            |
| GREECE                                   | 4.497          | 13.832           | -67,5            | 28.321           | 52.424           | -46,0            |
| HUNGARY                                  | 6.472          | 14.210           | -54,5            | 45.315           | 60.966           | -25,7            |
| IRELAND                                  | 1.746          | 6.320            | -72,4            | 51.896           | 79.350           | -34,6            |
| ITALY                                    | 99.711         | 197.881          | -49,6            | 451.366          | 910.872          | -50,4            |
| LATVIA                                   | 744            | 1.768            | -57,9            | 5.297            | 7.873            | -32,7            |
| LITHUANIA                                | 2.041          | 4.218            | -51,6            | 14.147           | 18.854           | -25,0            |
| LUXEMBOURG                               | 3.041          | 5.415            | -43,8            | 16.145           | 25.934           | -37,7            |
| NETHERLANDS                              | 14.934         | 36.601           | -59,2            | 133.235          | 184.753          | -27,9            |
| POLAND                                   | 21.149         | 47.094           | -55,1            | 144.024          | 233.282          | -38,3            |
| PORTUGAL                                 | 5.741          | 22.724           | -74,7            | 53.772           | 103.290          | -47,9            |
| ROMANIA                                  | 7.155          | 13.011           | -45,0            | 39.455           | 57.538           | -31,4            |
| SLOVAKIA                                 | 4.123          | 9.888            | -58,3            | 26.513           | 42.679           | -37,9            |
| SLOVENIA                                 | 5.086          | 7.447            | -31,7            | 21.440           | 34.155           | -37,2            |
| SPAIN                                    | 34.337         | 125.623          | -72,7            | 257.202          | 561.930          | -54,2            |
| SWEDEN                                   | 15.881         | 31.919           | -50,2            | 100.938          | 136.052          | -25,8            |
| <b>EUROPEAN UNION (EU)</b>               | <b>581.161</b> | <b>1.217.259</b> | <b>-52,3</b>     | <b>3.331.715</b> | <b>5.692.828</b> | <b>-41,5</b>     |
| <b>EU14<sup>2</sup></b>                  | <b>515.851</b> | <b>1.078.841</b> | <b>-52,2</b>     | <b>2.928.636</b> | <b>5.068.929</b> | <b>-42,2</b>     |
| <b>EU12<sup>3</sup></b>                  | <b>65.310</b>  | <b>138.418</b>   | <b>-52,8</b>     | <b>403.079</b>   | <b>623.899</b>   | <b>-35,4</b>     |
| ICELAND                                  | 516            | 2.013            | -74,4            | 3.369            | 5.930            | -43,2            |
| NORWAY                                   | 7.998          | 13.117           | -39,0            | 47.781           | 62.857           | -24,0            |
| SWITZERLAND                              | 13.890         | 28.060           | -50,5            | 78.724           | 128.745          | -38,9            |
| <b>EFTA</b>                              | <b>22.404</b>  | <b>43.190</b>    | <b>-48,1</b>     | <b>129.874</b>   | <b>197.532</b>   | <b>-34,3</b>     |
| UNITED KINGDOM                           | 20.247         | 183.724          | -89,0            | 508.125          | 1.045.824        | -51,4            |
| <b>TOTAL (EU + EFTA + UK)</b>            | <b>623.812</b> | <b>1.444.173</b> | <b>-56,8</b>     | <b>3.969.714</b> | <b>6.936.184</b> | <b>-42,8</b>     |
| <b>WESTERN EUROPE (EU14 + EFTA + UK)</b> | <b>558.502</b> | <b>1.305.755</b> | <b>-57,2</b>     | <b>3.566.635</b> | <b>6.312.285</b> | <b>-43,5</b>     |

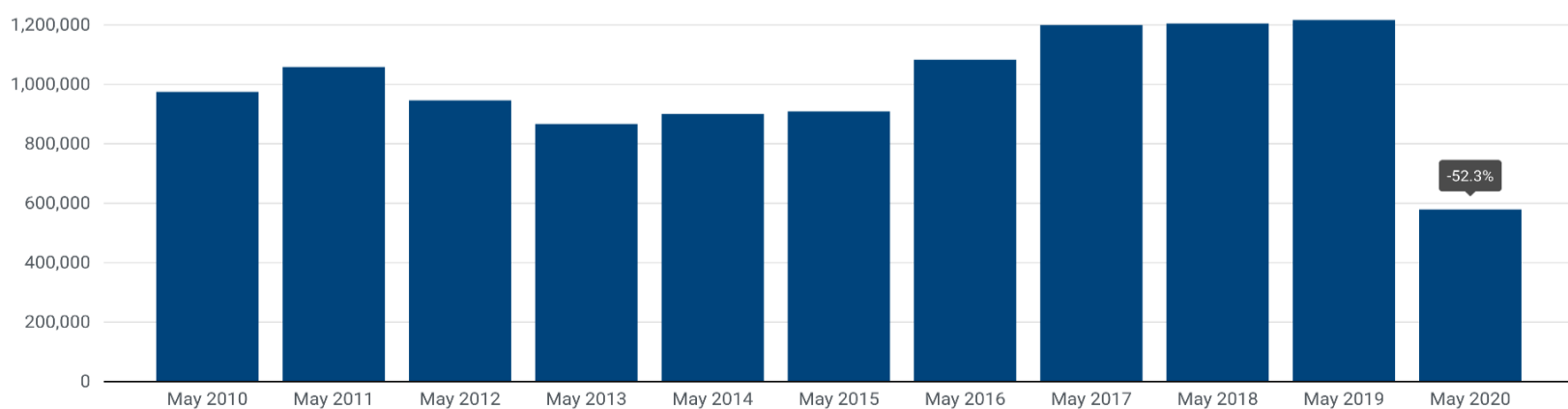
SOURCE: NATIONAL AUTOMOBILE MANUFACTURERS' ASSOCIATIONS

<sup>1</sup> Data for Malta n.a.

<sup>3</sup> Member States having joined the EU since 2004

<sup>2</sup> Member States before the 2004 enlargement

New passenger car registrations in the EU, month trend | 2010-2020



**Next press release: Thursday 16 July 2020**

This information is available on the ACEA website: <http://www.acea.be>

# P R E S S   R E L E A S E

## P R O V I S I O N A L

### NEW PASSENGER CAR REGISTRATIONS BY MANUFACTURER

#### EUROPEAN UNION

17/06/2020

|                                | May                 |             |                |                |              | Jan-May             |             |                |                  |              |
|--------------------------------|---------------------|-------------|----------------|----------------|--------------|---------------------|-------------|----------------|------------------|--------------|
|                                | %Share <sup>1</sup> |             | Units          |                | %Change      | %Share <sup>1</sup> |             | Units          |                  | %Change      |
|                                | '20                 | '19         | 2020           | 2019           | 20/19        | '20                 | '19         | 2020           | 2019             | 20/19        |
| <b>VW Group</b>                | <b>25,0</b>         | <b>25,1</b> | <b>145.195</b> | <b>305.116</b> | <b>-52,4</b> | <b>26,5</b>         | <b>24,7</b> | <b>883.983</b> | <b>1.405.416</b> | <b>-37,1</b> |
| VOLKSWAGEN                     | 11,2                | 11,4        | 64.978         | 139.055        | -53,3        | 11,9                | 11,6        | 395.055        | 661.313          | -40,3        |
| SKODA                          | 5,2                 | 5,0         | 30.372         | 60.899         | -50,1        | 5,7                 | 5,0         | 191.047        | 282.475          | -32,4        |
| AUDI                           | 5,2                 | 4,6         | 30.077         | 55.940         | -46,2        | 5,0                 | 4,5         | 166.864        | 258.062          | -35,3        |
| SEAT                           | 2,8                 | 3,5         | 15.990         | 42.849         | -62,7        | 3,4                 | 3,2         | 111.939        | 180.289          | -37,9        |
| PORSCHE                        | 0,6                 | 0,5         | 3.572          | 6.044          | -40,9        | 0,5                 | 0,4         | 17.895         | 21.757           | -17,8        |
| OTHERS <sup>2</sup>            | 0,0                 | 0,0         | 206            | 329            | -37,4        | 0,0                 | 0,0         | 1.183          | 1.520            | -22,2        |
| <b>PSA Group</b>               | <b>15,7</b>         | <b>17,2</b> | <b>91.146</b>  | <b>208.952</b> | <b>-56,4</b> | <b>15,7</b>         | <b>17,4</b> | <b>524.205</b> | <b>987.711</b>   | <b>-46,9</b> |
| PEUGEOT                        | 6,7                 | 6,7         | 38.847         | 81.401         | -52,3        | 6,7                 | 6,9         | 222.002        | 395.511          | -43,9        |
| CITROEN                        | 4,6                 | 4,6         | 26.735         | 55.998         | -52,3        | 4,4                 | 4,7         | 146.642        | 267.207          | -45,1        |
| OPEL/VAUXHALL                  | 4,0                 | 5,6         | 23.229         | 67.704         | -65,7        | 4,2                 | 5,4         | 140.296        | 308.619          | -54,5        |
| DS                             | 0,4                 | 0,3         | 2.335          | 3.849          | -39,3        | 0,5                 | 0,3         | 15.265         | 16.374           | -6,8         |
| <b>RENAULT Group</b>           | <b>11,9</b>         | <b>12,0</b> | <b>69.230</b>  | <b>145.656</b> | <b>-52,5</b> | <b>10,4</b>         | <b>11,7</b> | <b>345.057</b> | <b>667.002</b>   | <b>-48,3</b> |
| RENAULT                        | 7,6                 | 7,7         | 44.383         | 93.265         | -52,4        | 7,0                 | 7,5         | 233.002        | 428.968          | -45,7        |
| DACIA                          | 4,2                 | 4,2         | 24.613         | 51.575         | -52,3        | 3,3                 | 4,1         | 110.890        | 234.004          | -52,6        |
| LADA                           | 0,0                 | 0,0         | 128            | 414            | -69,1        | 0,0                 | 0,0         | 835            | 2.006            | -58,4        |
| ALPINE                         | 0,0                 | 0,0         | 106            | 402            | -73,6        | 0,0                 | 0,0         | 330            | 2.024            | -83,7        |
| <b>HYUNDAI Group</b>           | <b>6,8</b>          | <b>6,3</b>  | <b>39.791</b>  | <b>76.222</b>  | <b>-47,8</b> | <b>7,1</b>          | <b>6,4</b>  | <b>237.183</b> | <b>362.469</b>   | <b>-34,6</b> |
| HYUNDAI                        | 3,5                 | 3,2         | 20.124         | 39.449         | -49,0        | 3,6                 | 3,3         | 119.839        | 190.367          | -37,0        |
| KIA                            | 3,4                 | 3,0         | 19.667         | 36.773         | -46,5        | 3,5                 | 3,0         | 117.344        | 172.102          | -31,8        |
| <b>BMW Group</b>               | <b>6,2</b>          | <b>5,9</b>  | <b>35.812</b>  | <b>72.251</b>  | <b>-50,4</b> | <b>6,6</b>          | <b>5,7</b>  | <b>219.808</b> | <b>325.451</b>   | <b>-32,5</b> |
| BMW                            | 4,9                 | 5,0         | 28.739         | 60.932         | -52,8        | 5,4                 | 4,7         | 180.982        | 266.029          | -32,0        |
| MINI                           | 1,2                 | 0,9         | 7.073          | 11.319         | -37,5        | 1,2                 | 1,0         | 38.826         | 59.422           | -34,7        |
| <b>FCA Group</b>               | <b>7,4</b>          | <b>7,9</b>  | <b>42.982</b>  | <b>96.089</b>  | <b>-55,3</b> | <b>6,4</b>          | <b>7,4</b>  | <b>212.143</b> | <b>421.156</b>   | <b>-49,6</b> |
| FIAT                           | 5,4                 | 5,8         | 31.347         | 70.508         | -55,5        | 4,6                 | 5,2         | 153.468        | 296.483          | -48,2        |
| JEEP                           | 1,2                 | 1,2         | 7.105          | 14.914         | -52,4        | 1,0                 | 1,2         | 32.851         | 70.790           | -53,6        |
| LANCIA/CHRYSLER                | 0,4                 | 0,5         | 2.442          | 6.106          | -60,0        | 0,5                 | 0,5         | 15.297         | 30.419           | -49,7        |
| ALFA ROMEO                     | 0,3                 | 0,3         | 1.963          | 4.094          | -52,1        | 0,3                 | 0,4         | 9.514          | 21.147           | -55,0        |
| OTHERS <sup>3</sup>            | 0,0                 | 0,0         | 125            | 467            | -73,2        | 0,0                 | 0,0         | 1.013          | 2.317            | -56,3        |
| <b>DAIMLER</b>                 | <b>6,2</b>          | <b>5,8</b>  | <b>35.837</b>  | <b>71.111</b>  | <b>-49,6</b> | <b>5,8</b>          | <b>5,7</b>  | <b>193.793</b> | <b>322.714</b>   | <b>-39,9</b> |
| MERCEDES                       | 6,0                 | 5,1         | 34.934         | 62.122         | -43,8        | 5,7                 | 5,0         | 189.437        | 284.146          | -33,3        |
| SMART                          | 0,2                 | 0,7         | 903            | 8.989          | -90,0        | 0,1                 | 0,7         | 4.356          | 38.568           | -88,7        |
| <b>TOYOTA Group</b>            | <b>5,4</b>          | <b>5,1</b>  | <b>31.318</b>  | <b>62.277</b>  | <b>-49,7</b> | <b>5,8</b>          | <b>4,9</b>  | <b>193.144</b> | <b>277.485</b>   | <b>-30,4</b> |
| TOYOTA                         | 5,1                 | 4,8         | 29.576         | 58.292         | -49,3        | 5,5                 | 4,6         | 182.332        | 261.634          | -30,3        |
| LEXUS                          | 0,3                 | 0,3         | 1.742          | 3.985          | -56,3        | 0,3                 | 0,3         | 10.812         | 15.851           | -31,8        |
| <b>FORD</b>                    | <b>5,1</b>          | <b>5,2</b>  | <b>29.462</b>  | <b>63.531</b>  | <b>-53,6</b> | <b>4,8</b>          | <b>5,5</b>  | <b>161.465</b> | <b>314.993</b>   | <b>-48,7</b> |
| <b>NISSAN</b>                  | <b>1,7</b>          | <b>2,0</b>  | <b>10.033</b>  | <b>24.427</b>  | <b>-58,9</b> | <b>2,3</b>          | <b>2,3</b>  | <b>74.979</b>  | <b>133.047</b>   | <b>-43,6</b> |
| <b>VOLVO CAR CORP.</b>         | <b>2,1</b>          | <b>2,0</b>  | <b>12.476</b>  | <b>23.850</b>  | <b>-47,7</b> | <b>2,2</b>          | <b>2,0</b>  | <b>74.876</b>  | <b>112.076</b>   | <b>-33,2</b> |
| <b>MAZDA</b>                   | <b>1,2</b>          | <b>1,3</b>  | <b>7.186</b>   | <b>15.981</b>  | <b>-55,0</b> | <b>1,1</b>          | <b>1,4</b>  | <b>37.656</b>  | <b>81.637</b>    | <b>-53,9</b> |
| <b>MITSUBISHI</b>              | <b>1,1</b>          | <b>0,9</b>  | <b>6.378</b>   | <b>10.972</b>  | <b>-41,9</b> | <b>1,1</b>          | <b>1,0</b>  | <b>36.463</b>  | <b>55.523</b>    | <b>-34,3</b> |
| <b>JAGUAR LAND ROVER Group</b> | <b>0,7</b>          | <b>0,6</b>  | <b>3.976</b>   | <b>7.613</b>   | <b>-47,8</b> | <b>0,8</b>          | <b>0,8</b>  | <b>26.002</b>  | <b>47.739</b>    | <b>-45,5</b> |
| LAND ROVER                     | 0,5                 | 0,4         | 2.982          | 4.760          | -37,4        | 0,6                 | 0,5         | 18.390         | 30.805           | -40,3        |
| JAGUAR                         | 0,2                 | 0,2         | 994            | 2.853          | -65,2        | 0,2                 | 0,3         | 7.612          | 16.934           | -55,0        |
| <b>HONDA</b>                   | <b>0,4</b>          | <b>0,5</b>  | <b>2.451</b>   | <b>5.928</b>   | <b>-58,7</b> | <b>0,5</b>          | <b>0,6</b>  | <b>15.956</b>  | <b>33.299</b>    | <b>-52,1</b> |

SOURCE: ACEA MEMBERS

<sup>1</sup> ACEA estimation based on total by market

<sup>2</sup> Includes Bentley, Lamborghini and Bugatti

<sup>3</sup> Includes Dodge and Maserati

# P R E S S   R E L E A S E

## P R O V I S I O N A L

### NEW PASSENGER CAR REGISTRATIONS BY MANUFACTURER

#### EUROPEAN UNION + EFTA + UK

17/06/2020

|                                | May                 |             |                |                |              | Jan-May             |             |                  |                  |              |
|--------------------------------|---------------------|-------------|----------------|----------------|--------------|---------------------|-------------|------------------|------------------|--------------|
|                                | %Share <sup>1</sup> |             | Units          |                | %Change      | %Share <sup>1</sup> |             | Units            |                  | %Change      |
|                                | '20                 | '19         | 2020           | 2019           | 20/19        | '20                 | '19         | 2020             | 2019             | 20/19        |
| <b>VW Group</b>                | <b>25,0</b>         | <b>24,9</b> | <b>155.772</b> | <b>360.044</b> | <b>-56,7</b> | <b>26,2</b>         | <b>24,4</b> | <b>1.041.522</b> | <b>1.690.089</b> | <b>-38,4</b> |
| VOLKSWAGEN                     | 11,0                | 11,1        | 68.856         | 160.227        | -57,0        | 11,5                | 11,2        | 456.748          | 776.080          | -41,1        |
| SKODA                          | 5,2                 | 4,9         | 32.307         | 70.085         | -53,9        | 5,5                 | 4,8         | 218.130          | 329.798          | -33,9        |
| AUDI                           | 5,3                 | 4,9         | 33.071         | 71.237         | -53,6        | 5,3                 | 4,8         | 209.138          | 335.088          | -37,6        |
| SEAT                           | 2,7                 | 3,5         | 17.052         | 49.949         | -65,9        | 3,3                 | 3,1         | 132.820          | 217.638          | -39,0        |
| PORSCHE                        | 0,7                 | 0,6         | 4.200          | 7.981          | -47,4        | 0,6                 | 0,4         | 22.731           | 28.814           | -21,1        |
| OTHERS <sup>2</sup>            | 0,0                 | 0,0         | 286            | 565            | -49,4        | 0,0                 | 0,0         | 1.955            | 2.671            | -26,8        |
| <b>PSA Group</b>               | <b>15,3</b>         | <b>16,4</b> | <b>95.441</b>  | <b>236.978</b> | <b>-59,7</b> | <b>14,8</b>         | <b>16,5</b> | <b>587.414</b>   | <b>1.145.393</b> | <b>-48,7</b> |
| PEUGEOT                        | 6,5                 | 6,2         | 40.689         | 88.820         | -54,2        | 6,1                 | 6,3         | 241.991          | 438.400          | -44,8        |
| OPEL/VAUXHALL                  | 4,0                 | 5,7         | 24.945         | 82.565         | -69,8        | 4,3                 | 5,7         | 171.325          | 392.992          | -56,4        |
| CITROEN                        | 4,4                 | 4,2         | 27.344         | 61.375         | -55,4        | 4,0                 | 4,3         | 157.628          | 295.841          | -46,7        |
| DS                             | 0,4                 | 0,3         | 2.463          | 4.218          | -41,6        | 0,4                 | 0,3         | 16.470           | 18.160           | -9,3         |
| <b>RENAULT Group</b>           | <b>11,4</b>         | <b>10,7</b> | <b>71.363</b>  | <b>154.245</b> | <b>-53,7</b> | <b>9,3</b>          | <b>10,4</b> | <b>368.431</b>   | <b>718.579</b>   | <b>-48,7</b> |
| RENAULT                        | 7,3                 | 6,8         | 45.823         | 98.360         | -53,4        | 6,3                 | 6,6         | 248.691          | 461.051          | -46,1        |
| DACIA                          | 4,1                 | 3,8         | 25.296         | 55.027         | -54,0        | 3,0                 | 3,7         | 118.496          | 253.326          | -53,2        |
| LADA                           | 0,0                 | 0,0         | 128            | 415            | -69,2        | 0,0                 | 0,0         | 835              | 2.007            | -58,4        |
| ALPINE                         | 0,0                 | 0,0         | 116            | 443            | -73,8        | 0,0                 | 0,0         | 409              | 2.195            | -81,4        |
| <b>HYUNDAI Group</b>           | <b>6,8</b>          | <b>6,4</b>  | <b>42.479</b>  | <b>92.886</b>  | <b>-54,3</b> | <b>7,1</b>          | <b>6,6</b>  | <b>283.049</b>   | <b>457.011</b>   | <b>-38,1</b> |
| KIA                            | 3,4                 | 3,1         | 21.082         | 45.106         | -53,3        | 3,6                 | 3,2         | 143.786          | 221.126          | -35,0        |
| HYUNDAI                        | 3,4                 | 3,3         | 21.397         | 47.780         | -55,2        | 3,5                 | 3,4         | 139.263          | 235.885          | -41,0        |
| <b>BMW Group</b>               | <b>6,4</b>          | <b>6,4</b>  | <b>39.631</b>  | <b>92.131</b>  | <b>-57,0</b> | <b>7,1</b>          | <b>6,3</b>  | <b>282.336</b>   | <b>437.080</b>   | <b>-35,4</b> |
| BMW                            | 5,1                 | 5,3         | 31.901         | 76.433         | -58,3        | 5,7                 | 5,1         | 228.093          | 350.665          | -35,0        |
| MINI                           | 1,2                 | 1,1         | 7.730          | 15.698         | -50,8        | 1,4                 | 1,2         | 54.243           | 86.415           | -37,2        |
| <b>DAIMLER</b>                 | <b>6,3</b>          | <b>6,0</b>  | <b>39.035</b>  | <b>87.208</b>  | <b>-55,2</b> | <b>6,0</b>          | <b>5,9</b>  | <b>238.567</b>   | <b>408.594</b>   | <b>-41,6</b> |
| MERCEDES                       | 6,1                 | 5,4         | 38.107         | 77.594         | -50,9        | 5,9                 | 5,3         | 233.736          | 366.687          | -36,3        |
| SMART                          | 0,1                 | 0,7         | 928            | 9.614          | -90,3        | 0,1                 | 0,6         | 4.831            | 41.907           | -88,5        |
| <b>TOYOTA Group</b>            | <b>5,4</b>          | <b>5,1</b>  | <b>33.689</b>  | <b>74.084</b>  | <b>-54,5</b> | <b>5,9</b>          | <b>4,9</b>  | <b>233.707</b>   | <b>341.392</b>   | <b>-31,5</b> |
| TOYOTA                         | 5,1                 | 4,8         | 31.720         | 68.941         | -54,0        | 5,5                 | 4,6         | 217.794          | 318.607          | -31,6        |
| LEXUS                          | 0,3                 | 0,4         | 1.969          | 5.143          | -61,7        | 0,4                 | 0,3         | 15.913           | 22.785           | -30,2        |
| <b>FCA Group</b>               | <b>7,1</b>          | <b>7,0</b>  | <b>44.099</b>  | <b>101.498</b> | <b>-56,6</b> | <b>5,7</b>          | <b>6,5</b>  | <b>225.592</b>   | <b>450.402</b>   | <b>-49,9</b> |
| FIAT                           | 5,1                 | 5,1         | 32.062         | 73.971         | -56,7        | 4,1                 | 4,6         | 162.945          | 317.083          | -48,6        |
| JEEP                           | 1,2                 | 1,1         | 7.358          | 16.117         | -54,3        | 0,9                 | 1,1         | 35.152           | 75.713           | -53,6        |
| LANCIA/CHRYSLER                | 0,4                 | 0,4         | 2.442          | 6.109          | -60,0        | 0,4                 | 0,4         | 15.298           | 30.439           | -49,7        |
| ALFA ROMEO                     | 0,3                 | 0,3         | 2.087          | 4.668          | -55,3        | 0,3                 | 0,3         | 10.903           | 24.069           | -54,7        |
| OTHERS <sup>3</sup>            | 0,0                 | 0,0         | 150            | 633            | -76,3        | 0,0                 | 0,0         | 1.294            | 3.098            | -58,2        |
| <b>FORD</b>                    | <b>5,2</b>          | <b>5,9</b>  | <b>32.223</b>  | <b>84.658</b>  | <b>-61,9</b> | <b>5,3</b>          | <b>6,1</b>  | <b>209.948</b>   | <b>425.726</b>   | <b>-50,7</b> |
| <b>NISSAN</b>                  | <b>1,8</b>          | <b>2,3</b>  | <b>11.180</b>  | <b>33.237</b>  | <b>-66,4</b> | <b>2,6</b>          | <b>2,6</b>  | <b>102.814</b>   | <b>182.448</b>   | <b>-43,6</b> |
| <b>VOLVO CAR CORP.</b>         | <b>2,3</b>          | <b>2,1</b>  | <b>14.626</b>  | <b>30.041</b>  | <b>-51,3</b> | <b>2,4</b>          | <b>2,1</b>  | <b>94.028</b>    | <b>145.099</b>   | <b>-35,2</b> |
| <b>JAGUAR LAND ROVER Group</b> | <b>0,9</b>          | <b>1,2</b>  | <b>5.455</b>   | <b>17.607</b>  | <b>-69,0</b> | <b>1,5</b>          | <b>1,5</b>  | <b>57.657</b>    | <b>105.510</b>   | <b>-45,4</b> |
| LAND ROVER                     | 0,6                 | 0,8         | 3.885          | 11.285         | -65,6        | 1,0                 | 1,0         | 40.592           | 69.058           | -41,2        |
| JAGUAR                         | 0,3                 | 0,4         | 1.570          | 6.322          | -75,2        | 0,4                 | 0,5         | 17.065           | 36.452           | -53,2        |
| <b>MAZDA</b>                   | <b>1,2</b>          | <b>1,4</b>  | <b>7.733</b>   | <b>19.507</b>  | <b>-60,4</b> | <b>1,2</b>          | <b>1,5</b>  | <b>47.053</b>    | <b>102.980</b>   | <b>-54,3</b> |
| <b>MITSUBISHI</b>              | <b>1,1</b>          | <b>0,9</b>  | <b>6.958</b>   | <b>13.397</b>  | <b>-48,1</b> | <b>1,1</b>          | <b>1,0</b>  | <b>43.660</b>    | <b>68.520</b>    | <b>-36,3</b> |
| <b>HONDA</b>                   | <b>0,4</b>          | <b>0,6</b>  | <b>2.748</b>   | <b>9.142</b>   | <b>-69,9</b> | <b>0,7</b>          | <b>0,8</b>  | <b>26.241</b>    | <b>56.658</b>    | <b>-53,7</b> |

SOURCE: ACEA MEMBERS

<sup>1</sup> ACEA estimation based on total by market

<sup>2</sup> Includes Bentley, Lamborghini and Bugatti

<sup>3</sup> Includes Dodge and Maserati

# P R E S S   R E L E A S E

## P R O V I S I O N A L

### NEW PASSENGER CAR REGISTRATIONS BY MANUFACTURER

#### WESTERN EUROPE (EU14 + EFTA + UK)

17/06/2020

|                                | May                 |             |                |                |              | Jan-May             |             |                |                  |              |
|--------------------------------|---------------------|-------------|----------------|----------------|--------------|---------------------|-------------|----------------|------------------|--------------|
|                                | %Share <sup>1</sup> |             | Units          |                | %Change      | %Share <sup>1</sup> |             | Units          |                  | %Change      |
|                                | '20                 | '19         | 2020           | 2019           | 20/19        | '20                 | '19         | 2020           | 2019             | 20/19        |
| <b>VW Group</b>                | <b>24,7</b>         | <b>24,5</b> | <b>137.859</b> | <b>319.780</b> | <b>-56,9</b> | <b>25,7</b>         | <b>23,9</b> | <b>916.695</b> | <b>1.507.019</b> | <b>-39,2</b> |
| VOLKSWAGEN                     | 11,4                | 11,3        | 63.576         | 147.347        | -56,9        | 11,7                | 11,3        | 418.066        | 714.971          | -41,5        |
| AUDI                           | 5,7                 | 5,3         | 31.699         | 68.879         | -54,0        | 5,6                 | 5,1         | 200.285        | 323.596          | -38,1        |
| SKODA                          | 4,0                 | 3,7         | 22.417         | 48.477         | -53,8        | 4,2                 | 3,7         | 149.927        | 233.251          | -35,7        |
| SEAT                           | 2,8                 | 3,6         | 15.892         | 46.937         | -66,1        | 3,5                 | 3,3         | 125.139        | 205.357          | -39,1        |
| PORSCHE                        | 0,7                 | 0,6         | 4.014          | 7.611          | -47,3        | 0,6                 | 0,4         | 21.496         | 27.380           | -21,5        |
| OTHERS <sup>2</sup>            | 0,0                 | 0,0         | 261            | 529            | -50,7        | 0,0                 | 0,0         | 1.782          | 2.464            | -27,7        |
| <b>PSA Group</b>               | <b>16,1</b>         | <b>16,8</b> | <b>89.736</b>  | <b>219.255</b> | <b>-59,1</b> | <b>15,5</b>         | <b>17,0</b> | <b>552.055</b> | <b>1.073.522</b> | <b>-48,6</b> |
| PEUGEOT                        | 6,9                 | 6,4         | 38.373         | 83.034         | -53,8        | 6,4                 | 6,6         | 227.987        | 415.545          | -45,1        |
| OPEL/VAUXHALL                  | 4,1                 | 5,7         | 22.970         | 74.666         | -69,2        | 4,5                 | 5,7         | 159.665        | 359.533          | -55,6        |
| CITROEN                        | 4,6                 | 4,4         | 25.953         | 57.376         | -54,8        | 4,2                 | 4,4         | 148.125        | 280.443          | -47,2        |
| DS                             | 0,4                 | 0,3         | 2.440          | 4.179          | -41,6        | 0,5                 | 0,3         | 16.278         | 18.001           | -9,6         |
| <b>RENAULT Group</b>           | <b>11,1</b>         | <b>10,2</b> | <b>61.842</b>  | <b>133.412</b> | <b>-53,6</b> | <b>8,9</b>          | <b>10,0</b> | <b>316.710</b> | <b>628.221</b>   | <b>-49,6</b> |
| RENAULT                        | 7,5                 | 6,8         | 42.079         | 89.047         | -52,7        | 6,4                 | 6,7         | 227.411        | 423.881          | -46,4        |
| DACIA                          | 3,5                 | 3,3         | 19.524         | 43.700         | -55,3        | 2,5                 | 3,2         | 88.126         | 201.079          | -56,2        |
| LADA                           | 0,0                 | 0,0         | 124            | 225            | -44,9        | 0,0                 | 0,0         | 770            | 1.076            | -28,4        |
| ALPINE                         | 0,0                 | 0,0         | 115            | 440            | -73,9        | 0,0                 | 0,0         | 403            | 2.185            | -81,6        |
| <b>BMW Group</b>               | <b>6,7</b>          | <b>6,7</b>  | <b>37.183</b>  | <b>87.780</b>  | <b>-57,6</b> | <b>7,5</b>          | <b>6,6</b>  | <b>267.576</b> | <b>417.751</b>   | <b>-35,9</b> |
| BMW                            | 5,3                 | 5,5         | 29.612         | 72.444         | -59,1        | 6,0                 | 5,3         | 214.615        | 333.126          | -35,6        |
| MINI                           | 1,4                 | 1,2         | 7.571          | 15.336         | -50,6        | 1,5                 | 1,3         | 52.961         | 84.625           | -37,4        |
| <b>HYUNDAI Group</b>           | <b>6,2</b>          | <b>6,1</b>  | <b>34.559</b>  | <b>79.926</b>  | <b>-56,8</b> | <b>6,7</b>          | <b>6,3</b>  | <b>237.732</b> | <b>397.347</b>   | <b>-40,2</b> |
| KIA                            | 3,0                 | 3,0         | 16.974         | 38.739         | -56,2        | 3,4                 | 3,0         | 121.799        | 192.323          | -36,7        |
| HYUNDAI                        | 3,1                 | 3,2         | 17.585         | 41.187         | -57,3        | 3,3                 | 3,2         | 115.933        | 205.024          | -43,5        |
| <b>DAIMLER</b>                 | <b>6,5</b>          | <b>6,4</b>  | <b>36.394</b>  | <b>83.428</b>  | <b>-56,4</b> | <b>6,3</b>          | <b>6,2</b>  | <b>224.149</b> | <b>391.850</b>   | <b>-42,8</b> |
| MERCEDES                       | 6,4                 | 5,7         | 35.482         | 73.933         | -52,0        | 6,2                 | 5,6         | 219.413        | 350.343          | -37,4        |
| SMART                          | 0,2                 | 0,7         | 912            | 9.495          | -90,4        | 0,1                 | 0,7         | 4.736          | 41.507           | -88,6        |
| <b>FCA Group</b>               | <b>7,4</b>          | <b>7,3</b>  | <b>41.131</b>  | <b>95.731</b>  | <b>-57,0</b> | <b>5,8</b>          | <b>6,7</b>  | <b>206.165</b> | <b>423.384</b>   | <b>-51,3</b> |
| FIAT                           | 5,3                 | 5,3         | 29.784         | 69.430         | -57,1        | 4,1                 | 4,7         | 147.763        | 296.943          | -50,2        |
| JEEP                           | 1,2                 | 1,2         | 6.818          | 15.153         | -55,0        | 0,9                 | 1,1         | 31.665         | 70.138           | -54,9        |
| LANCIA/CHRYSLER                | 0,4                 | 0,5         | 2.439          | 6.109          | -60,1        | 0,4                 | 0,5         | 15.289         | 30.428           | -49,8        |
| ALFA ROMEO                     | 0,3                 | 0,3         | 1.948          | 4.429          | -56,0        | 0,3                 | 0,4         | 10.212         | 22.910           | -55,4        |
| OTHERS <sup>3</sup>            | 0,0                 | 0,0         | 142            | 610            | -76,7        | 0,0                 | 0,0         | 1.236          | 2.965            | -58,3        |
| <b>FORD</b>                    | <b>5,3</b>          | <b>6,1</b>  | <b>29.560</b>  | <b>79.353</b>  | <b>-62,7</b> | <b>5,5</b>          | <b>6,3</b>  | <b>195.778</b> | <b>398.642</b>   | <b>-50,9</b> |
| <b>TOYOTA Group</b>            | <b>4,9</b>          | <b>4,8</b>  | <b>27.091</b>  | <b>62.447</b>  | <b>-56,6</b> | <b>5,3</b>          | <b>4,6</b>  | <b>190.026</b> | <b>290.751</b>   | <b>-34,6</b> |
| TOYOTA                         | 4,6                 | 4,4         | 25.455         | 57.943         | -56,1        | 5,0                 | 4,3         | 176.595        | 270.916          | -34,8        |
| LEXUS                          | 0,3                 | 0,3         | 1.636          | 4.504          | -63,7        | 0,4                 | 0,3         | 13.431         | 19.835           | -32,3        |
| <b>NISSAN</b>                  | <b>1,7</b>          | <b>2,3</b>  | <b>9.728</b>   | <b>30.240</b>  | <b>-67,8</b> | <b>2,6</b>          | <b>2,7</b>  | <b>94.387</b>  | <b>168.010</b>   | <b>-43,8</b> |
| <b>VOLVO CAR CORP.</b>         | <b>2,4</b>          | <b>2,2</b>  | <b>13.678</b>  | <b>28.500</b>  | <b>-52,0</b> | <b>2,4</b>          | <b>2,2</b>  | <b>87.146</b>  | <b>136.579</b>   | <b>-36,2</b> |
| <b>JAGUAR LAND ROVER Group</b> | <b>0,9</b>          | <b>1,3</b>  | <b>5.215</b>   | <b>16.992</b>  | <b>-69,3</b> | <b>1,6</b>          | <b>1,6</b>  | <b>55.739</b>  | <b>102.249</b>   | <b>-45,5</b> |
| LAND ROVER                     | 0,7                 | 0,8         | 3.694          | 10.905         | -66,1        | 1,1                 | 1,1         | 39.159         | 66.849           | -41,4        |
| JAGUAR                         | 0,3                 | 0,5         | 1.521          | 6.087          | -75,0        | 0,5                 | 0,6         | 16.580         | 35.400           | -53,2        |
| <b>MAZDA</b>                   | <b>1,3</b>          | <b>1,3</b>  | <b>6.983</b>   | <b>16.894</b>  | <b>-58,7</b> | <b>1,2</b>          | <b>1,4</b>  | <b>42.537</b>  | <b>90.794</b>    | <b>-53,1</b> |
| <b>MITSUBISHI</b>              | <b>1,1</b>          | <b>0,9</b>  | <b>6.352</b>   | <b>12.322</b>  | <b>-48,4</b> | <b>1,1</b>          | <b>1,0</b>  | <b>40.449</b>  | <b>63.254</b>    | <b>-36,1</b> |
| <b>HONDA</b>                   | <b>0,4</b>          | <b>0,6</b>  | <b>2.147</b>   | <b>7.663</b>   | <b>-72,0</b> | <b>0,6</b>          | <b>0,8</b>  | <b>21.977</b>  | <b>48.706</b>    | <b>-54,9</b> |

SOURCE: ACEA MEMBERS

<sup>1</sup> ACEA estimation based on total by market

<sup>2</sup> Includes Bentley, Lamborghini and Bugatti

<sup>3</sup> Includes Dodge and Maserati